



DESCRIPTION

After subjecting the sample to boiling, releasing any gas what could be dissolved in sample, a cooling is performed at 25-35 ° C, and then the treated sample is introduced to a conductivity measurement cell. Atmospheric pressure compensation of boiling point is performed automatically, in order to carry out a correct sample degassing with minimum energy wasting.

Degassed cationic conductivity, is an important parameter for the boiler and turbine, most turbine manufacturers have specified that the value of the cation conductivity in the steam, must be below a certain limit of conductivity (less than 0.5 $\mu\text{S}/\text{cm}$), to avoid damage to the turbine.

APLICATIONS

- Steam-water analysis systems.

FEATURES

- Including all necessary components as a complete unit, just piping, plug-in and ready to use.
- Provide with necessary shell protection to prevent operators from hot injury.
- Compact wall mount design.
- Flow indication.
- Switch protection No Flow
- CE Marking.
- Designed to install the cationic resin column, the transmitter and the conductivity probes in the same plate.

The degasser DG-105, can be supplied with specific conductivity, cationic and degassed measurement with analyzers of any manufacturer.

It will be delivered fully integrated in the same plate.

SPECIFICATIONS

Max Pressure/Temp Rating:	4 bar(g)[58 psi(g)] / 50°C (323°K)
Sample Flow:	80 - 250 ml /min. (1,27 gal/h)
Sample Connection:	¼" OD inlet / outlet.
Drain	½" NPTM
Cooler Cooling Water Connect. (Only Opt. 1)	¼" NPT(f)
Cooling Water Consumption (Only Opt. 1):	4 l/min (1,05 gal/min)
Input Power:	110-120/220-240 VAC, 50/60 Hz.
Power Consumption:	1.6 KVA
Plate mounting :	Stainless steel
Enclosure Rating:	IP66 / NEMA 4
Dimensions (HxWxD)	900 x 500 x 315 mm (33 1/2 x 13 3/4 x 12 7/8 in)

ORDERING INFORMATION

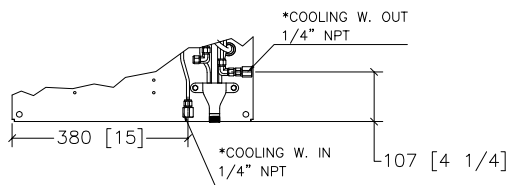
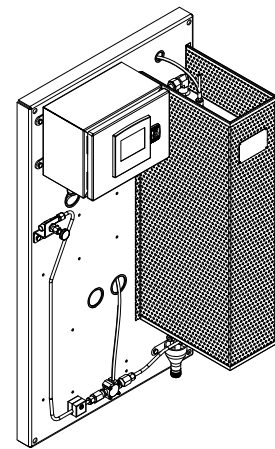

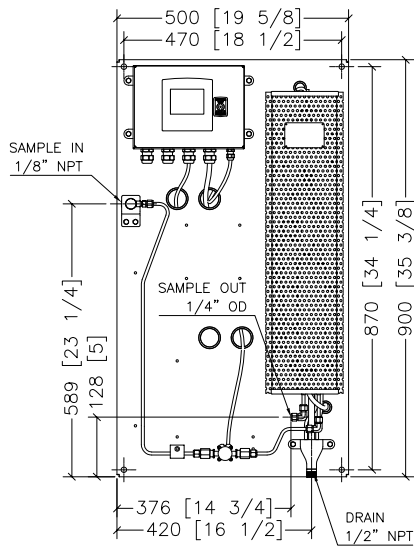
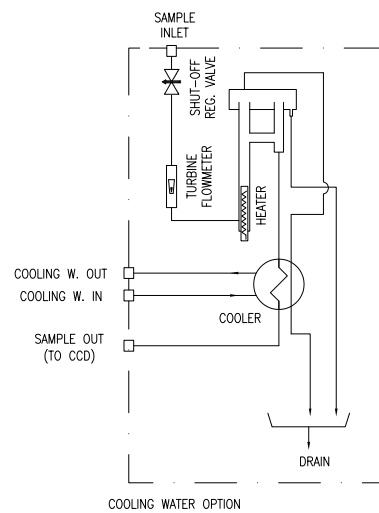
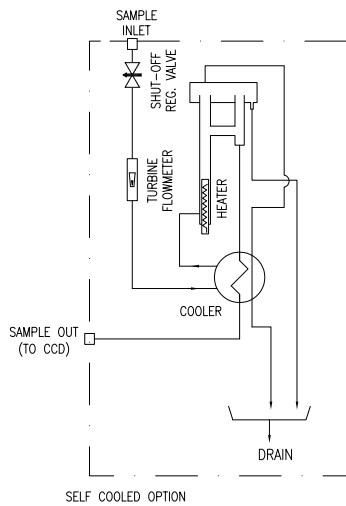
DEGASSED CATION CONDUCTIVITY	DG-105	<input type="checkbox"/>	<input type="checkbox"/>
Sample cooling			
0-	Self cooled		
1-	Cooling water		
Electrical supply			
C-	120 VAC 60 Hz		
D -	120 VAC 60 Hz		

To integrate in the degassed the measurements of conductivity (degassed, degassed+cationic or degassed+cationic+specific), please contact at analyzer@manvia.com

SPARE PARTS

Part #	Name #
H1500-120	Heating Cartridge 120 VAC
H-1500-230	Heating Cartridge 230 VAC
RD-105	Solid State relay 110-230 VAC 50/60
STH-TXIH-2	Turbine
MV-PT105	Temperature sensor

DRAWINGS



*ONLY IN COOLING WATER OPTION

Units: mm [Inches in brackets]

Due to continuous improvements, Manvia reserves the right to change the design and specifications without notice